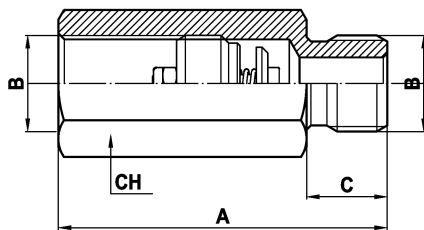


Corpi maschio-femmina e femmina-femmina per valvole FPP/VSC/VSCR
Male-female and female-female body for FPP/VSC/VSCR valve

Rev.02-2010/05

VALVOLE FPP - FPP VALVES

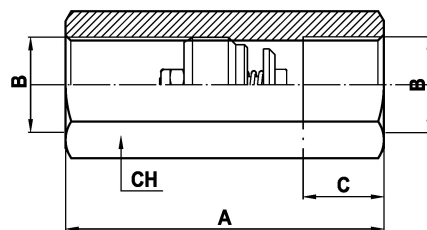
CORPO "MF" - BODY "MF"



Le valvole FPP devono essere inserite nei corpi FF e MF dall'installatore.

The valves FPP have to be inserted in the housings by the user.

CORPO "FF" - BODY "FF"

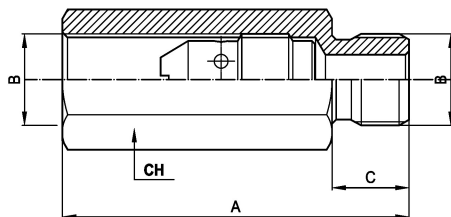


| TIPO TYPE | CODICE D'ORDINE ORDERING CODE | A | B | C | CH | PESO WEIGHT Kg |
|------------------|----------------------------------|----|------|----|----|----------------------|
| | | mm | BSP | mm | mm | |
| CORPO FPP 1/4 MF | 1003501120 | 50 | 1/4" | 12 | 19 | 0.075 |
| CORPO FPP 3/8 MF | 1003501130 | 58 | 3/8" | 12 | 22 | 0.105 |
| CORPO FPP 1/2 MF | 1003501140 | 70 | 1/2" | 14 | 27 | 0.185 |
| CORPO FPP 3/4 MF | 1003501150 | 78 | 3/4" | 16 | 36 | 0.365 |
| CORPO FPP 1 MF | 1003501320 | 92 | 1" | 18 | 46 | 0.765 |

| TIPO TYPE | CODICE D'ORDINE ORDERING CODE | A | B | C | CH | PESO WEIGHT Kg |
|------------------|----------------------------------|----|------|----|----|----------------------|
| | | mm | BSP | mm | mm | |
| CORPO FPP 1/4 FF | 1003501160 | 48 | 1/4" | 12 | 19 | 0.075 |
| CORPO FPP 3/8 FF | 1003501170 | 52 | 3/8" | 12 | 22 | 0.097 |
| CORPO FPP 1/2 FF | 1003501180 | 62 | 1/2" | 14 | 27 | 0.160 |
| CORPO FPP 3/4 FF | 1003501190 | 72 | 3/4" | 16 | 36 | 0.350 |
| CORPO FPP 1 FF | 1003501330 | 86 | 1" | 20 | 46 | 0.785 |

VALVOLE VSC - VSC VALVES

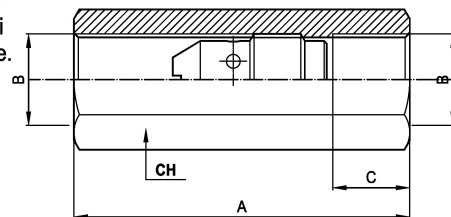
CORPO "MF" - BODY "MF"



Le valvole VSC devono essere inserite nei corpi FF e MF dall'installatore.

The valves VSC have to be inserted in the housings by the user.

CORPO "FF" - BODY "FF"

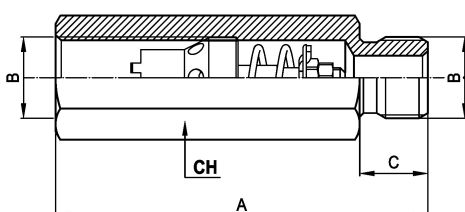


| TIPO TYPE | CODICE D'ORDINE ORDERING CODE | A | B | C | CH | PESO WEIGHT Kg |
|------------------|----------------------------------|----|------|----|----|----------------------|
| | | mm | BSP | mm | mm | |
| CORPO VSC 1/4 MF | 1003502720 | 60 | 1/4" | 12 | 19 | 0.078 |
| CORPO VSC 3/8 MF | 1003502700 | 62 | 3/8" | 12 | 22 | 0.098 |
| CORPO VSC 1/2 MF | 1003502680 | 74 | 1/2" | 14 | 27 | 0.172 |

| TIPO TYPE | CODICE D'ORDINE ORDERING CODE | A | B | C | CH | PESO WEIGHT Kg |
|------------------|----------------------------------|----|------|----|----|----------------------|
| | | mm | BSP | mm | mm | |
| CORPO VSC 1/4 FF | 1003502710 | 56 | 1/4" | 12 | 19 | 0.080 |
| CORPO VSC 3/8 FF | 1003502690 | 60 | 3/8" | 14 | 22 | 0.100 |
| CORPO VSC 1/2 FF | 1003502670 | 72 | 1/2" | 16 | 27 | 0.172 |

VALVOLE VSCR - VSCR VALVES

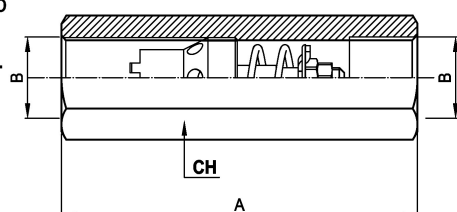
CORPO "MF" - BODY "MF"



Le valvole VSCR devono essere inserite nei corpi FF e MF dall'installatore.

The valves VSCR have to be inserted in the housings by the user.

CORPO "FF" - BODY "FF"



| TIPO TYPE | CODICE D'ORDINE ORDERING CODE | A | B | C | CH | PESO WEIGHT Kg |
|-------------------|----------------------------------|-----|------|----|----|----------------------|
| | | mm | BSP | mm | mm | |
| CORPO VSCR 1/4 MF | 9006600010 | 68 | 1/4" | 11 | 19 | 0.110 |
| CORPO VSCR 3/8 MF | 9006600020 | 82 | 3/8" | 13 | 22 | 0.140 |
| CORPO VSCR 1/2 MF | 9006600030 | 96 | 1/2" | 14 | 27 | 0.240 |
| CORPO VSCR 3/4 MF | 9006600040 | 104 | 3/4" | 17 | 36 | 0.340 |

| TIPO TYPE | CODICE D'ORDINE ORDERING CODE | A | B | C | CH | PESO WEIGHT Kg |
|-------------------|----------------------------------|----|------|----|----|----------------------|
| | | mm | BSP | mm | mm | |
| CORPO VSCR 1/4 FF | 9006600050 | 66 | 1/4" | 11 | 19 | 0.110 |
| CORPO VSCR 3/8 FF | 9006600060 | 73 | 3/8" | 13 | 22 | 0.120 |
| CORPO VSCR 1/2 FF | 9007000010 | 81 | 1/2" | 14 | 27 | 0.200 |
| CORPO VSCR 3/4 FF | 9007000040 | 99 | 3/4" | 17 | 36 | 0.290 |